

# Mastering the Art of Order Block Trading

Order blocks are one of the most powerful and versatile trading strategies in the arsenal of successful traders. By understanding the behavior of these key price levels, you can gain a significant edge in the markets and consistently identify high-probability trading opportunities. In this comprehensive guide, we'll delve into the underlying principles, practical application, and real-world examples of order block trading, equipping you with the knowledge and tools to become a more profitable trader.



by **Arman Shaban**

# Understanding Order Blocks

## 1 Institutional Footprints

Order blocks represent areas on the price chart where significant institutional buying or selling has taken place. These are the "footprints" left by the "smart money" – the large players like banks, hedge funds, and institutional investors who have the power to move the market.

## 2 Price Consolidation

Order blocks are typically identified by periods of price consolidation or sideways movement, which precede a strong bullish or bearish move. These consolidation zones indicate that the market is building up energy for the next big push.

## 3 Demand and Supply Zones

Order blocks can be viewed as key demand or supply zones, where the balance of power between buyers and sellers has shifted. Understanding these zones can help you anticipate future price movements and make better-informed trading decisions.

# Identifying Order Blocks

## Look for Strong Moves

Order blocks often precede significant bullish or bearish price moves. Scan the chart for large, impulsive candles that indicate a shift in market sentiment.

## Pinpoint the Base

The price consolidation area, or the "base," where the market built up energy before the big move, is where you'll find the order block. This is the key level to identify and mark on your chart.

## Draw the Block

Once you've identified the base, draw a rectangular box around the consolidation zone to visually represent the order block. This will help you clearly see the level where the institutional players entered the market.

# Trading Order Blocks

## Wait for Pullback

After identifying an order block, patiently wait for the price to return to this key level. This pullback will provide you with a high-probability trading opportunity to enter the market.

1

2

3

## Set Entries and Stops

Once you have a confirmed order block setup, enter the trade and place your stop loss just beyond the order block to protect against false breakouts. Your take-profit target should be based on the next significant support or resistance level.

## Confirm the Setup

As the price reaches the order block, look for confirmatory price action signals, such as bullish or bearish engulfing patterns, to validate the strength of the level and increase your chances of a successful trade.

# How To Trade !

## Identifying the Order Block

Let's look at a real-world example using the XAU/USD (gold) currency pair. We can clearly see a strong bullish move preceded by a consolidation zone. This consolidation area is the order block, which we can mark with a rectangular box on the chart.

## Waiting for the Pullback

After the initial bullish move, the price eventually retraces back to the identified order block. This is the point where we would look for a confirmatory signal to enter a long position and potentially ride the next wave of the uptrend.

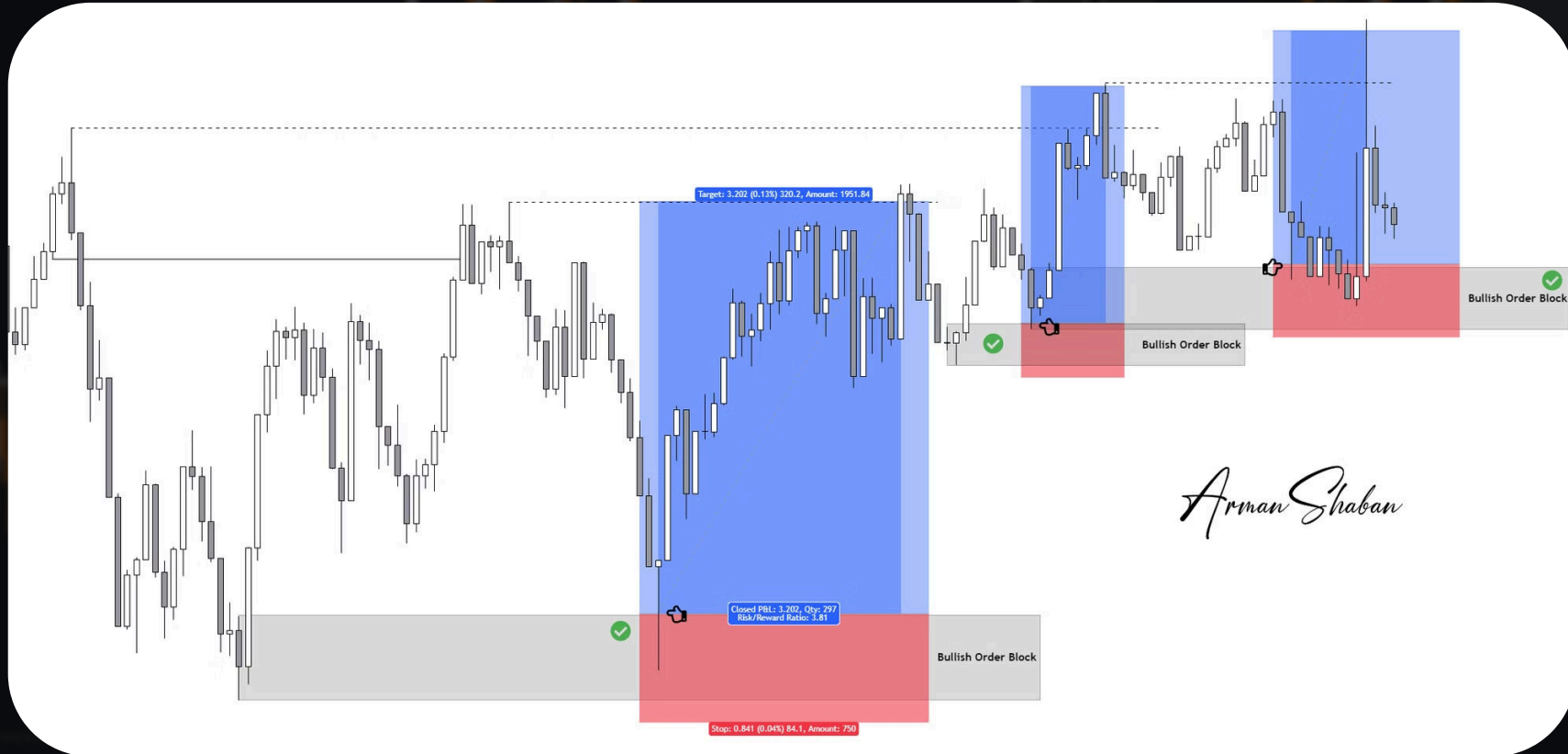
## Setting Entries and Targets

Once we have a confirmed bullish signal at the order block, we can enter the trade and place our stop loss just below the order block. Our take-profit target could be set at the next significant resistance level or based on a favorable risk-to-reward ratio.

## Monitoring the Trade

Throughout the trade, it's crucial to closely monitor the market's behavior and be prepared to adjust our strategy if necessary. Order blocks can provide a solid foundation for our trades, but we must also be adaptable to changing market conditions.

# Order Block Trading Example :



# Combining Order Blocks with Other Powerful Concepts



## Leverage Market Structure

By combining order block analysis with a deep understanding of market structure, you can uncover critical support and resistance levels that inform your trade setups. This synergistic approach allows you to make more informed decisions and capitalize on the overall trend direction.



## Identify Liquidity Pools

Pinpointing order blocks that coincide with areas of high market liquidity can be a powerful way to understand where institutional traders are most likely to be active. Exploiting these liquidity pools can help you time your entries and exits for maximum profitability.



## Integrate Fibonacci Levels

Combining order block analysis with Fibonacci retracement levels, particularly the 0.705 ratio (often referred to as the "Optimal Trade Entry" or OTE), can provide you with high-probability entry and exit points. This confluence of technical factors can significantly increase the odds of success in your trades.

# Mastering Order Block Trading

Successful order block trading requires a combination of practice, patience, and a robust strategy. Don't rush into trades - wait patiently for the price to return to your identified order block, as this is where the best trading opportunities often present themselves.

To get the most out of order block trading, it's essential to combine this powerful concept with other technical analysis tools and strategies. By integrating order block analysis with an understanding of market structure, identifying key liquidity pools, and leveraging Fibonacci retracement levels, you can significantly improve the accuracy and profitability of your trades.

Remember, practice makes perfect. Before applying order block trading in a live trading environment, take the time to hone your skills using a demo account. This will allow you to become comfortable with the process of identifying, analyzing, and executing order block trades without the risk of losing real capital.





# Conclusion: The Power of Order Blocks

Order block trading is a powerful strategy that can enhance your market navigation with greater confidence and precision. By understanding the behavior of these critical price levels, you can identify high-probability trading opportunities and make more informed decisions. Approach order block trading with a systematic, patient, and adaptable mindset, and you'll be well on your way to becoming a more successful and profitable trader. Happy trading!

**Prepared by : Arman Shaban**



# Contact Information

Thank you for reading this document. If you have any questions, feedback, or would like to get in touch with me, please feel free to reach out through the following channels:

 Telegram



**Arman Shaban**


This is my official account on Telegram

 Telegram



**Arman Shaban Trading ©**


This is my official and public channel on Telegram

 TradingView



**Trader ArmanShabanTrading — Trading Ideas & Charts**

This is my official page on TradingView, here you can access my latest ideas and insights.

 YouTube



**Arman Shaban Trading**


This is my official channel on YouTube

 Twitter



**Arman Shaban (@Arman\_Trading) on X**

This is my official account on X (Formal Twitter)

 ArmanShaban.com



**Arman Shaban**

This is my official website

# Risk Disclaimer

Please note that **ArmanShabanTrading / Arman Shaban** is not a licensed investment advisor, legal tax advisor, or broker-dealer. All financial insights and recommendations provided by ArmanShabanTrading/Arman Shaban are based on personal research and experience and are intended for educational purposes only. We make every effort to ensure the accuracy and currency of the information provided, but occasional errors or omissions may occur.

Trading with leverage involves substantial risk. We strongly advise you to exercise caution and acknowledge that you are trading at your own risk. We are not liable for any gains or losses that may result from your trading activities or investment decisions.

Participating in forex or cryptocurrency trading on margin is highly risky and may not be suitable for every investor. Prior to engaging in the forex, stock, or cryptocurrency markets, it is essential to carefully consider your investment objectives, level of experience, and risk tolerance.

Instruments such as forex, options, futures, spread betting, cryptocurrencies, and CFDs are complex and come with a high risk of rapid financial loss due to leverage and market volatility.